



# COALITION FOR EDUCATION FUNDING

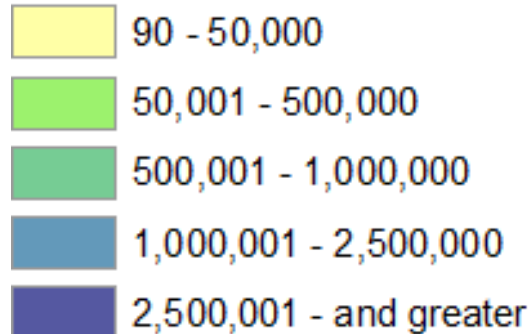
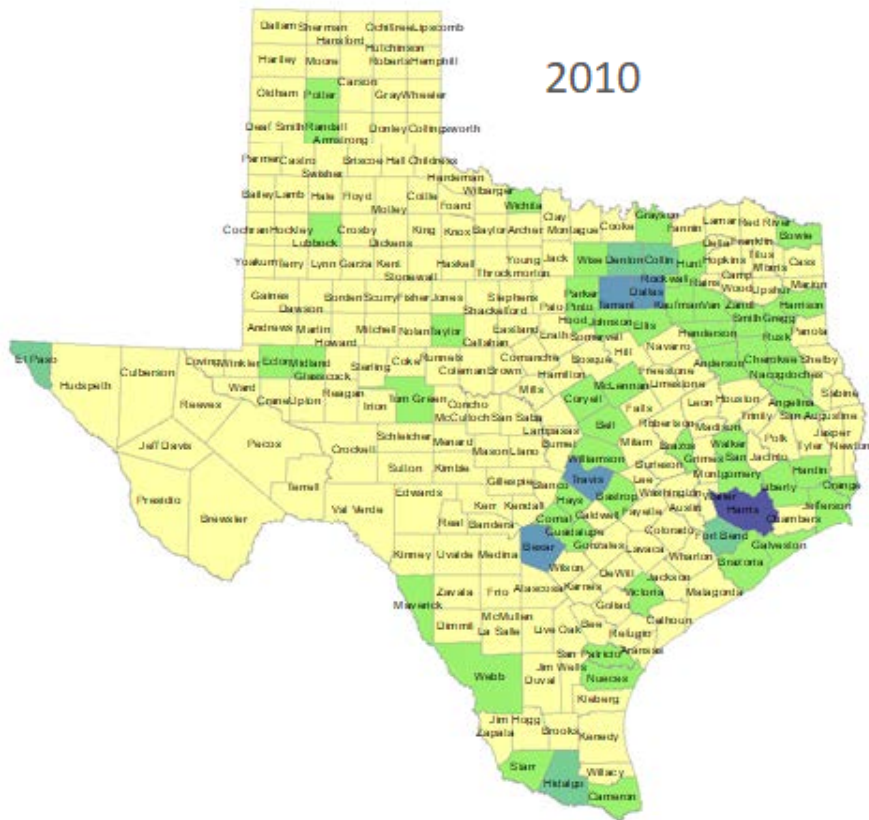
 **CHRIS TURNER**  
STATE REPRESENTATIVE - DISTRICT 101

# TEXAS HOUSE OF REPRESENTATIVES AT A GLANCE: CHRIS TURNER

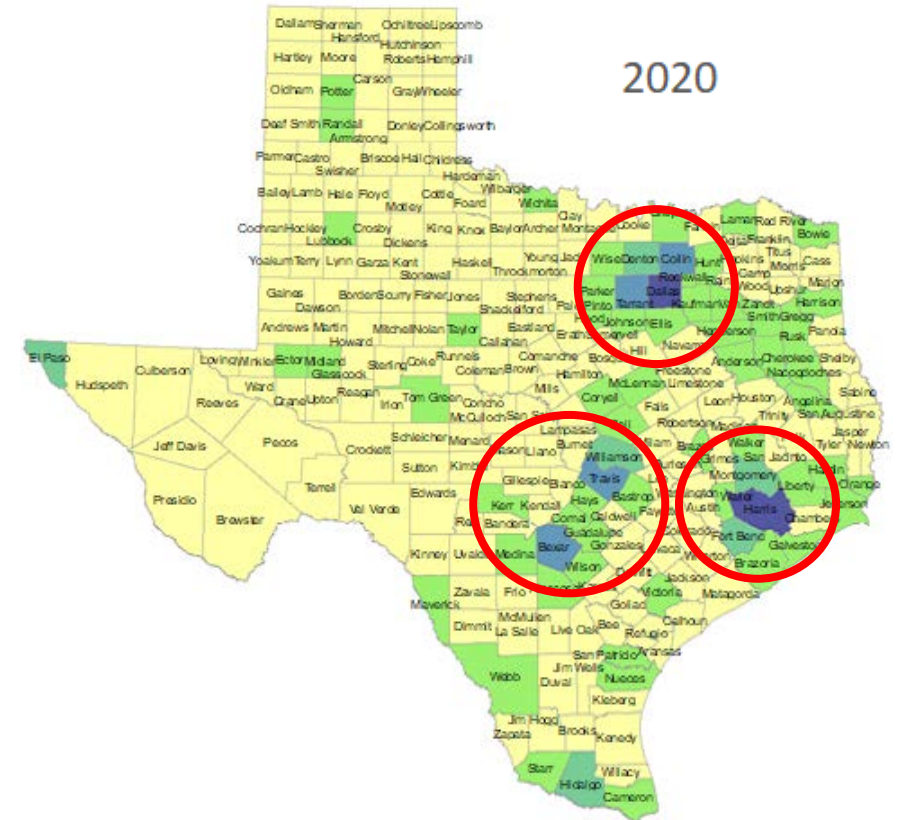


- **5<sup>th</sup> Term in Texas House of Representatives**
- **Committee Assignments**
  - Chair, House Committee on Higher Education
  - Vice Chair, House Committee on Redistricting
  - Member, House Committee on Insurance
- **Chair, Texas House Democratic Caucus**

# FUTURE OF TEXAS STATEWIDE GROWTH 2010 - 2020



**Total: 25,145,561**

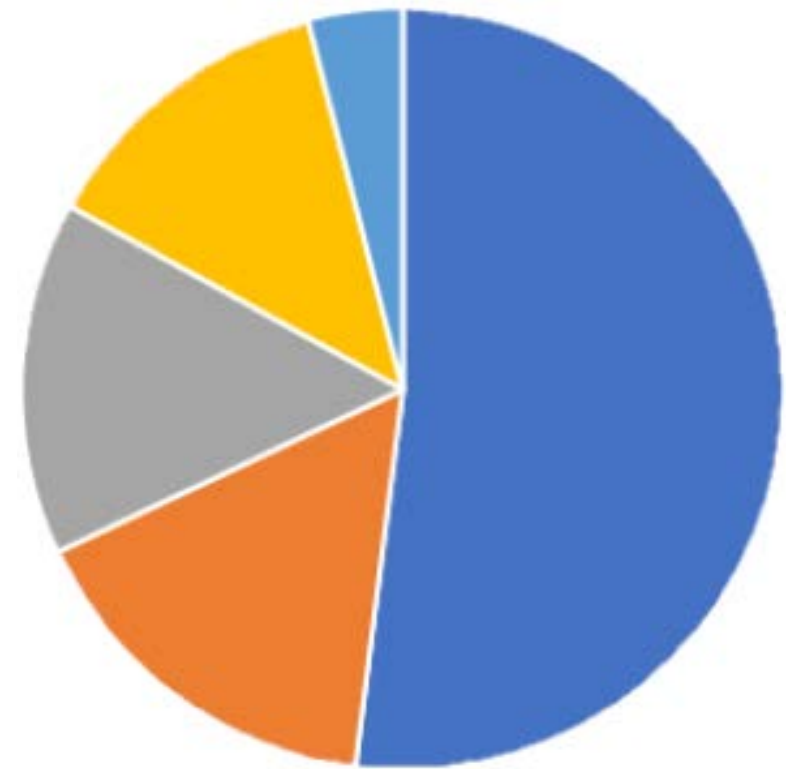


**Total: 29,677,668**

## FUTURE OF TEXAS

### STATEWIDE GROWTH BY ETHNICITY 2010 - 2020

- **Hispanic - 2,343,738 (52%)**
- **Black - 671,067 (15%)**
- **Asian - 577,144 (13%)**
- **Anglo - 741,178 (16%)**
- **Other - 199,010 (4%)**

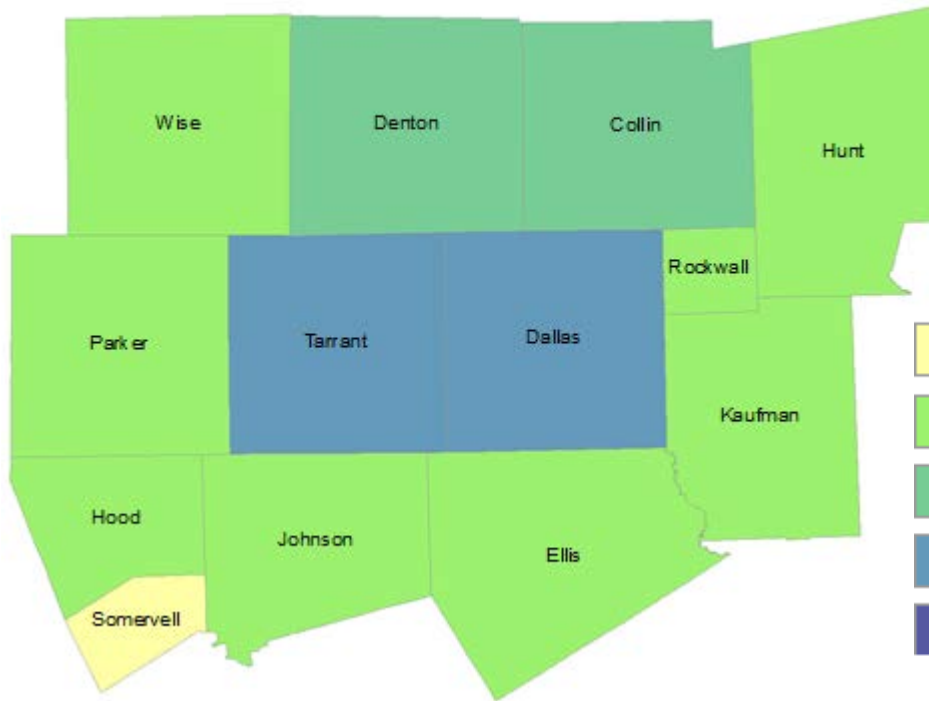


**Total: 4,532,107**

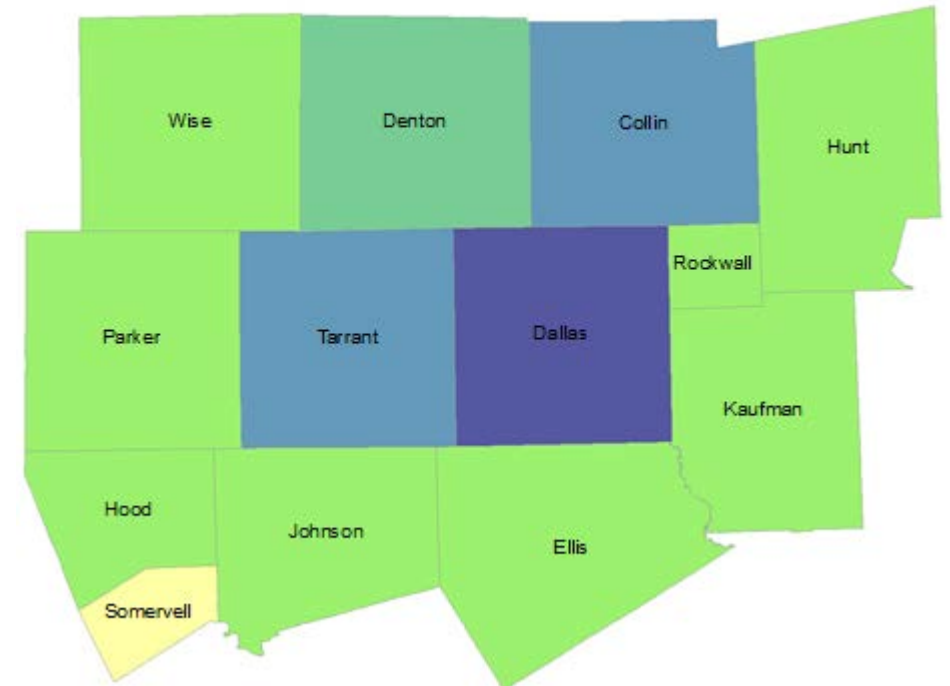
# FUTURE OF TEXAS

## NORTH TEXAS POPULATION CHANGE 2010 - 2020

2010



2020



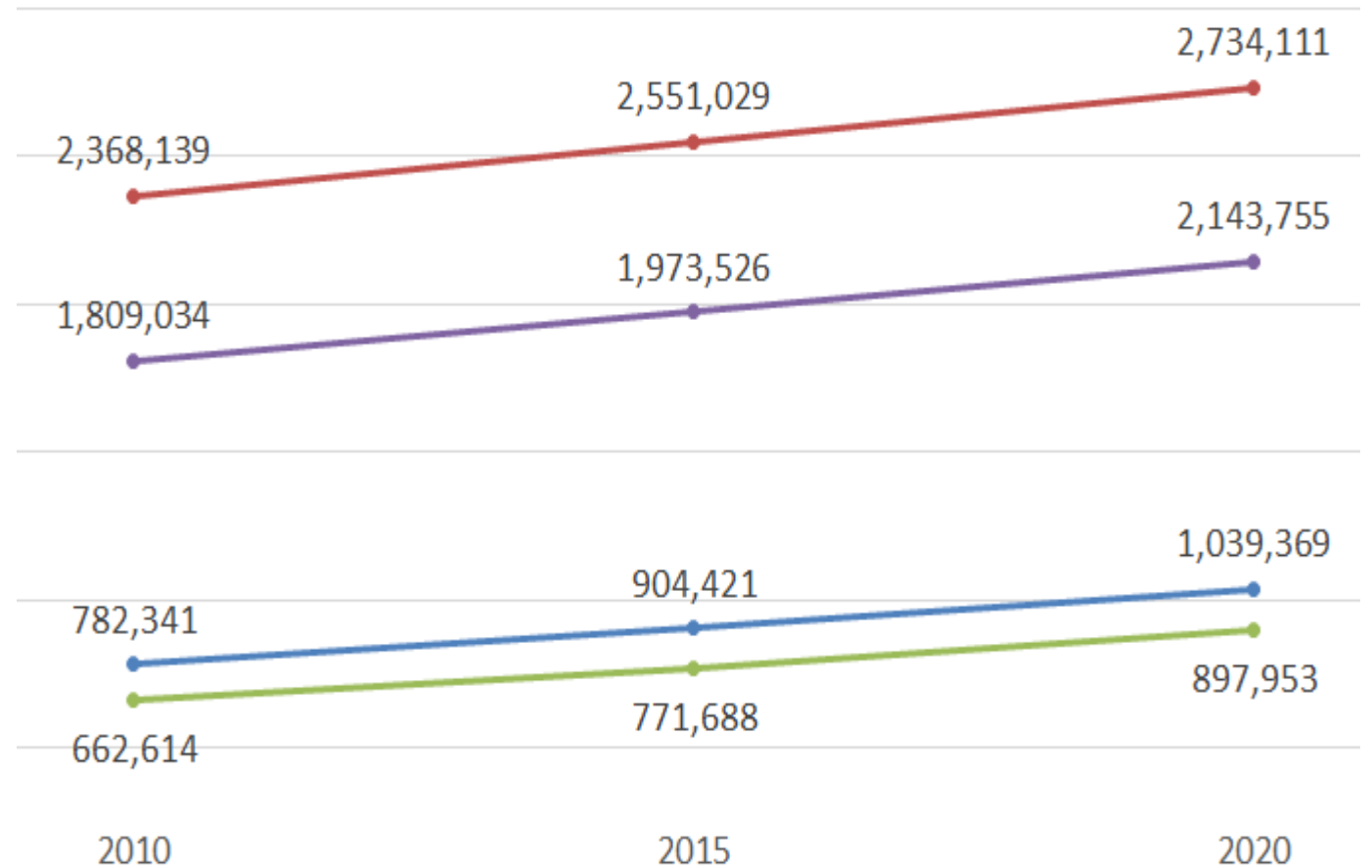
**Total: 6,426,214**

**Total: 7,756,676**

# FUTURE OF TEXAS

## NORTH TEXAS FOUR-COUNTY GROWTH 2010 - 2020

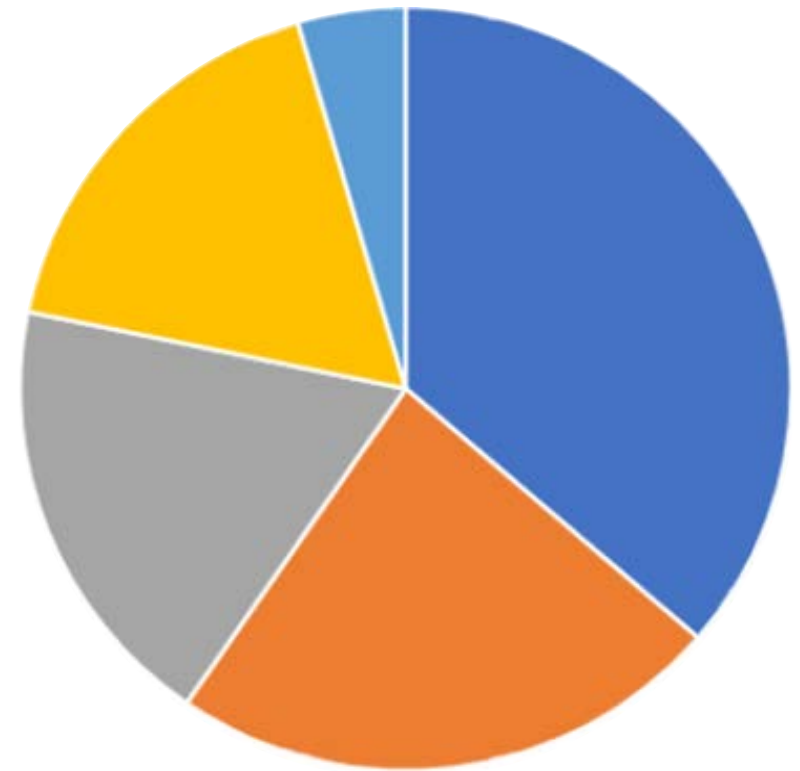
- **Dallas - +366,000**
- **Tarrant - +335,000**
- **Collin - +257,000**
- **Denton - +235,000**



## FUTURE OF TEXAS

### NORTH TEXAS FOUR-COUNTY GROWTH BY ETHNICITY 2010 - 2020

- **Hispanic - 433,215 (36%)**
- **Black - 278,024 (23%)**
- **Asian - 222,116 (19%)**
- **Anglo - 205,780 (17%)**
- **Other - 53,925 (5%)**



**Total: 1,193,060**

# FUTURE OF TEXAS CHALLENGES AHEAD

## HEALTHCARE

- Texas Ranks #1 in the nation for the number/rate of uninsured
- 1-in-5 Texans are uninsured
- The rate of uninsured children in Texas is 11.2%
  - National average is 5.2%
- 873,000 of Texas children are uninsured
  - 21.5% of the total number of uninsured children in the United States live in Texas

## POVERTY

- 1.5 million Texas children live in poverty
  - 20.9% of all Texas children



# FUTURE OF TEXAS CHALLENGES AHEAD

## PUBLIC EDUCATION

- Texas has the second-highest share of U.S. K-12 English Language Learners (ELL) at 18%.
  - The graduation rate for ELL students is ~15 percentage points lower than the overall grad rate.

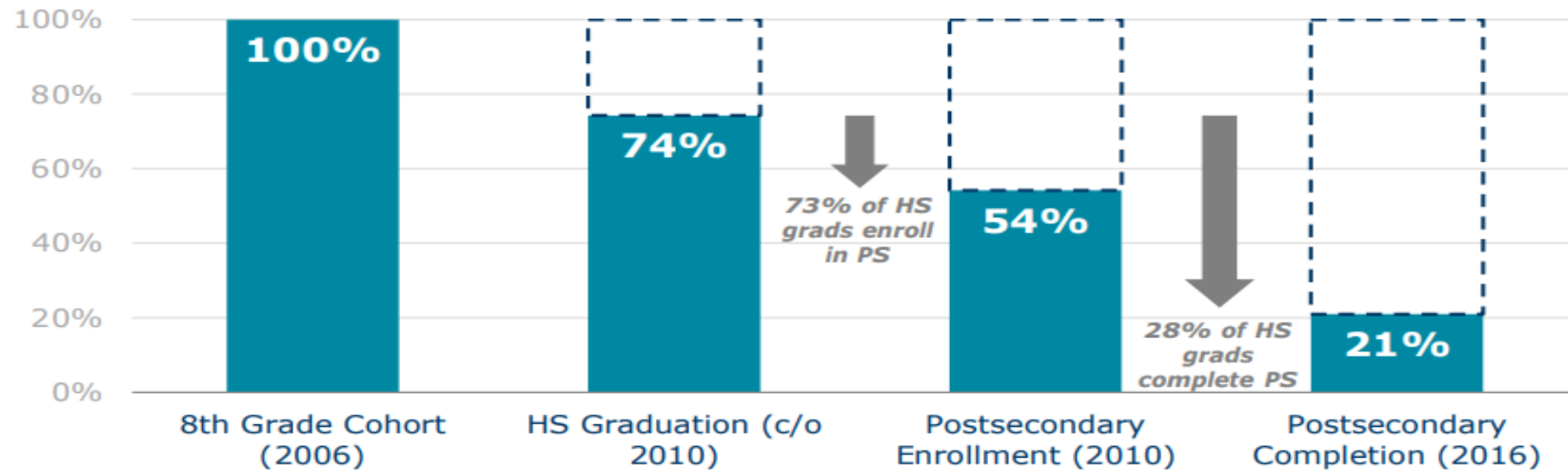
## HIGHER EDUCATION

- 39.7% of first-time college students entering higher education are **NOT** college ready
- Texas lags other states in sending students to college directly from high school—52%
  - National average of 67%.
- Percent of population ages 25-34 with a certificate or degree in 2017
  - Hispanic: 27.6%
  - African American: 40.2%
  - White: 55.8%
  - Asian: 78.1%

# FUTURE OF TEXAS

## CHALLENGES AHEAD: POSTSECONDARY ATTAINMENT RATES

### High School Graduation and Postsecondary Attainment Rates of the 2006 Statewide 8<sup>th</sup> Grade Cohort



#### Students Meeting Benchmark

335,708

249,262

181,869

70,323

#### Students Not Meeting Benchmark

86,446

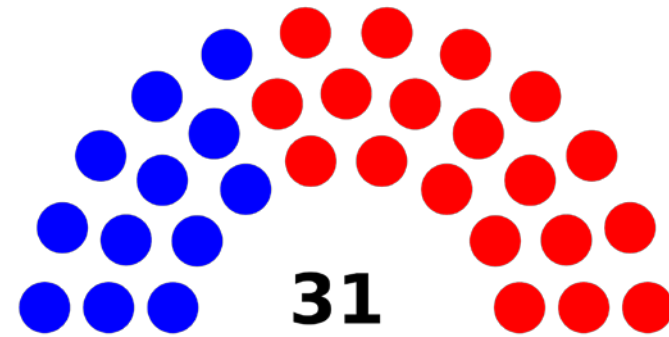
153,839

265,385

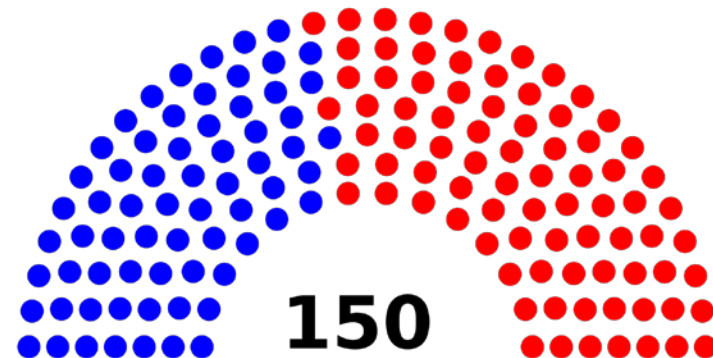
# TEXAS HOUSE OF REPRESENTATIVES

## 86th LEGISLATIVE SESSION: MAKEUP OF LEGISLATURE

- **TEXAS SENATE**
  - 12 Democrats
  - 19 Republicans



- **TEXAS HOUSE**
  - 67 Democrats
  - 83 Republicans



# TEXAS HOUSE OF REPRESENTATIVES AT A GLANCE: 2018 ELECTION

## DEMOCRATS PICKED UP 12 SEATS



Rep. Michelle  
Beckley  
HD 65/Carrollton



Rep. Rhetta  
Bowers  
HD 113/Garland



Rep. John Bucy III  
HD 136/Cedar Park



Rep. Gina Calanni  
HD 132/Houston




Rep. Vikki Goodwin  
HD 47/Austin



Rep. Julie Johnson  
HD 115/Carrollton



Rep. Terry Meza  
HD 105/Irving



Rep. Ana-Maria  
Ramos  
HD 102/Dallas



Rep. Jon Rosenthal  
HD 135/Houston



Rep. James Talarico  
HD 52/Round Rock



Rep. John Turner  
HD 114/Dallas



Rep. Erin Zwiener  
HD 45/Dripping Springs

9

SEATS NEEDED  
FOR DEMOCRATS  
TO TAKE THE  
MAJORITY

1

NUMBER OF  
**REPUBLICAN-HELD**  
DISTRICTS WHERE  
BETO WON 48.2-60.8%  
OF VOTE IN 2018

TEXAS HOUSE OF REPRESENTATIVES  
LOOKING AHEAD: 2020 ELECTION

**NORTH TEXAS**

SEATS IN PLAY: **10**

**HOUSTON AREA**

SEATS IN PLAY: **5**

**SAN ANTONIO**

SEATS IN PLAY: **1**



# TEXAS HOUSE OF REPRESENTATIVES

## LOOKING AHEAD: WHAT IS AT STAKE

<b>REDISTRICTING</b>	Shape the political landscape for the next decade and beyond
<b>SCHOOL FUNDING</b>	Ensure that funding from HB 3 is sustained past the current biennium
<b>HEALTHCARE</b>	Join 36 states and DC in expanding Medicaid to insure over one million Texas adults
<b>POST-SECONDARY COMPLETION</b>	Increase postsecondary completion rates and ensure that students attain the credentials necessary for tomorrow's job market
<b>LOCAL CONTROL</b>	End attacks on local governments and taxing entities, including ISDs
<b>PROPERTY TAXES</b>	Address a long-term solution to cost of property taxes -- more state funding for public education and doubling the homestead exemption



# REDISTRICTING OVERVIEW



- **Redrawing Electoral Boundaries**
  - Using Population Data from 2020 Census
    - U.S. Congress - TX expected to gain three seats
      - Will also give Texas three more votes in the Electoral College
    - Texas Legislature
    - State Board of Education
- **New Boundaries Used for 2022 Elections**

# REDISTRICTING TIMELINE



- **Ongoing:** Public Hearings
- **April 1, 2020:** Census Day
- **January 2021:** Legislature Convenes
- **February 2021:** Earliest State Receives Census Data
- **May 31, 2021:** Sine Die
- **March 2022:** First Elections with New Maps

TEXAS HOUSE OF REPRESENTATIVES  
QUESTIONS



**QUESTIONS**

## CONTACT US



**ARLINGTON OFFICE:**  
320 Westway Place #501  
Arlington, TX 76018



**ARLINGTON PHONE:**  
817-459-2800



**EMAIL:**  
[Chris.Turner@house.texas.gov](mailto:Chris.Turner@house.texas.gov)



**WEBSITE:**  
[www.repchristurner.com](http://www.repchristurner.com)

